

# Market Trends Report

## May 2026

 Property Type

Single Family

 Date Range

June 2023 - May 2026

 Price Range

\$0 - \$999,999,999

 Location

CITY  
Redding



**Judy Michaelis**

Broker Lic#: 0750642

CONTACT

-  203-247-5000
-  judy.michaelis@coldwellbankermoves.com
-  judymichaelis.com
-  Coldwell Banker Realty  
355 Riverside Ave, Westport, CT 06880
-  203-227-8424

CONNECT WITH ME

-  @judy-michaelis-westport
-  fb.com/JudyMichaelisRealEstate
-  @judymichaelisrealtor



**Judy Michaelis**  
Broker

M: 203-247-5000  
Lic#: 0750642

judy.michaelis@coldwellbankermoves.com  
<https://www.judymichaelis.com>

**City: Redding**  
Price Range: \$0 - \$999,999,999  
Properties: Single Family

## Overview

The overview below shows real estate activity from January 2026 to May 2026. You will see data comparisons between May and the previous month, the last three months and May 2025.

Overview	Monthly Trends				
	YTD Avg.	May	April	Feb. - Apr.	May. 2025
New Listings	62	27	15	10	30
Average Sales Price per Square Foot	323	287	345	304	293
Average Days on Market	147	68	61	195	103
Number of Properties for Sale	115	31	31	22	46
Average List Price	\$1,677,726	\$1,672,803	\$1,460,026	\$1,648,063	\$1,362,235
Median List Price	\$962,600	\$995,000	\$995,000	\$956,333	\$1,057,000
Average Sales Price	\$1,127,030	\$892,714	\$1,000,000	\$1,255,590	\$1,018,700
Median Sales Price	\$852,262	\$740,000	\$950,000	\$906,269	\$899,900
Sales Price / List Price Ratio	99.36%	106.63%	99.8%	96.15%	94.28%
Number of Properties Sold	25	7	3	4	7
Month's Supply of Inventory	5.39	4.43	10.33	6.56	6.57
Absorption Rate	0.24	0.23	0.1	0.21	0.15



**Judy Michaelis**  
Broker

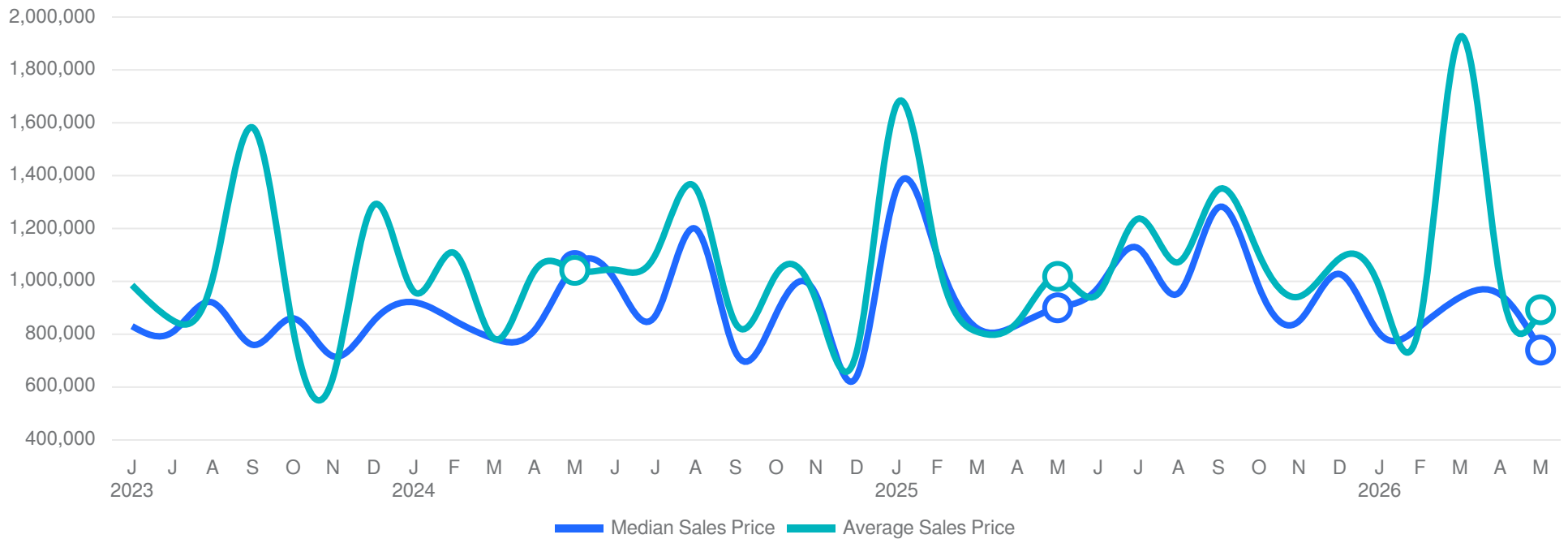
M: 203-247-5000  
Lic#: 0750642

[judy.michaelis@coldwellbankermoves.com](mailto:judy.michaelis@coldwellbankermoves.com)  
<https://www.judymichaelis.com>

**City: Redding**  
Price Range: \$0 - \$999,999,999  
Properties: Single Family

## Average & Median Sales Price

The median sales price in May 2026 was \$740,000, down -22.11% from \$950,000 from the previous month and -17.77% lower than \$899,900 from May 2025. The May 2026 median sales price was at its lowest level compared to May 2025 and 2024. The average sales price in May 2026 was \$892,714, down -10.73% from \$1,000,000 from the previous month and -12.37% lower than \$1,018,700 from May 2025. The May 2026 average sale price was at its lowest level compared to May 2025 and 2024.



Based on information from SmartMLS for the period 06/01/2023 through 5/31/2026. Source data is deemed reliable but not guaranteed. Real estate agents affiliated with Coldwell Banker Realty are independent contractor sales associates, not employees. ©2026 Coldwell Banker. All Rights Reserved. Coldwell Banker and the Coldwell Banker logos are trademarks of Coldwell Banker Real Estate LLC. The Coldwell Banker® System is comprised of company owned offices which are owned by a subsidiary of Realogy Brokerage Group LLC and franchised offices which are independently owned and operated. The Coldwell Banker System fully supports the principles of the Fair Housing Act and the Equal Opportunity Act.



**Judy Michaelis**  
Broker

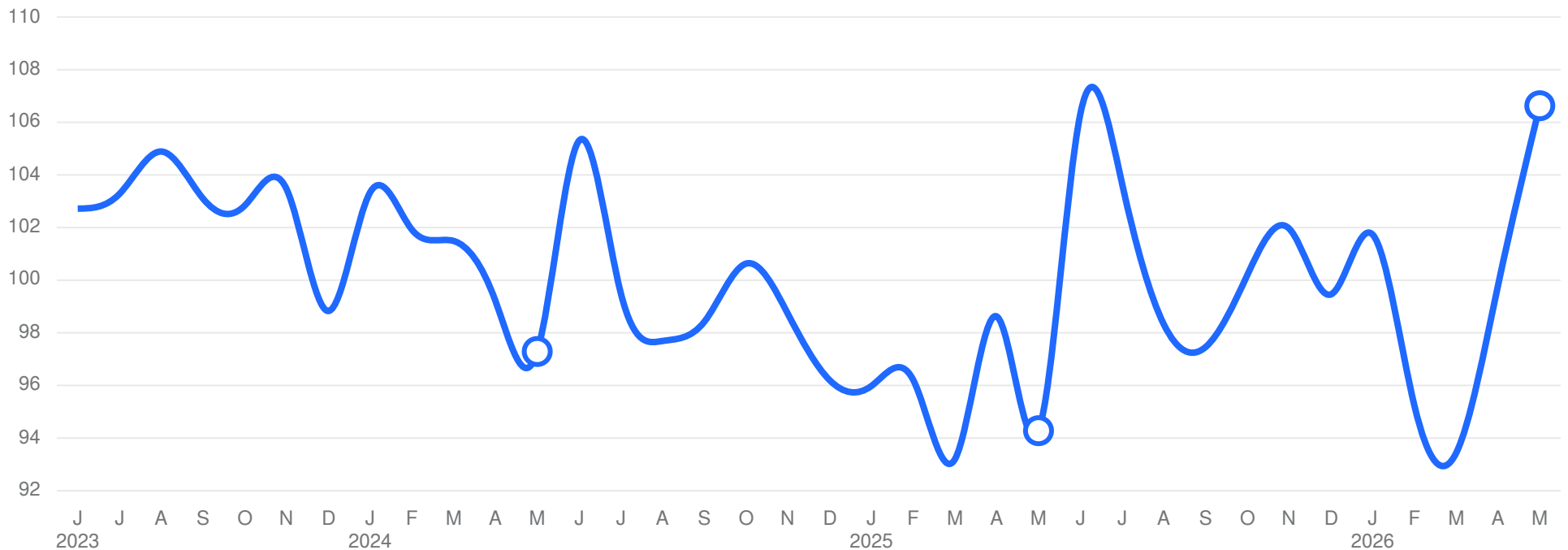
M: 203-247-5000  
Lic#: 0750642

[judy.michaelis@coldwellbankermoves.com](mailto:judy.michaelis@coldwellbankermoves.com)  
<https://www.judymichaelis.com>

**City: Redding**  
Price Range: \$0 - \$999,999,999  
Properties: Single Family

## Sales Price / List Price Ratio

The sales price/list price ratio is the average sale price divided by the average list price for sold properties expressed as a percentage. If it is above 100%, homes are selling for more than the list price. If it is less than 100%, homes are selling for less than the list price. The May 2026 sales price/list price ratio was 106.63%, up from 99.8% from the previous month and up from 94.28% from May 2025.



Based on information from SmartMLS for the period 06/01/2023 through 5/31/2026. Source data is deemed reliable but not guaranteed. Real estate agents affiliated with Coldwell Banker Realty are independent contractor sales associates, not employees. ©2026 Coldwell Banker. All Rights Reserved. Coldwell Banker and the Coldwell Banker logos are trademarks of Coldwell Banker Real Estate LLC. The Coldwell Banker® System is comprised of company owned offices which are owned by a subsidiary of Realogy Brokerage Group LLC and franchised offices which are independently owned and operated. The Coldwell Banker System fully supports the principles of the Fair Housing Act and the Equal Opportunity Act.



**Judy Michaelis**  
Broker

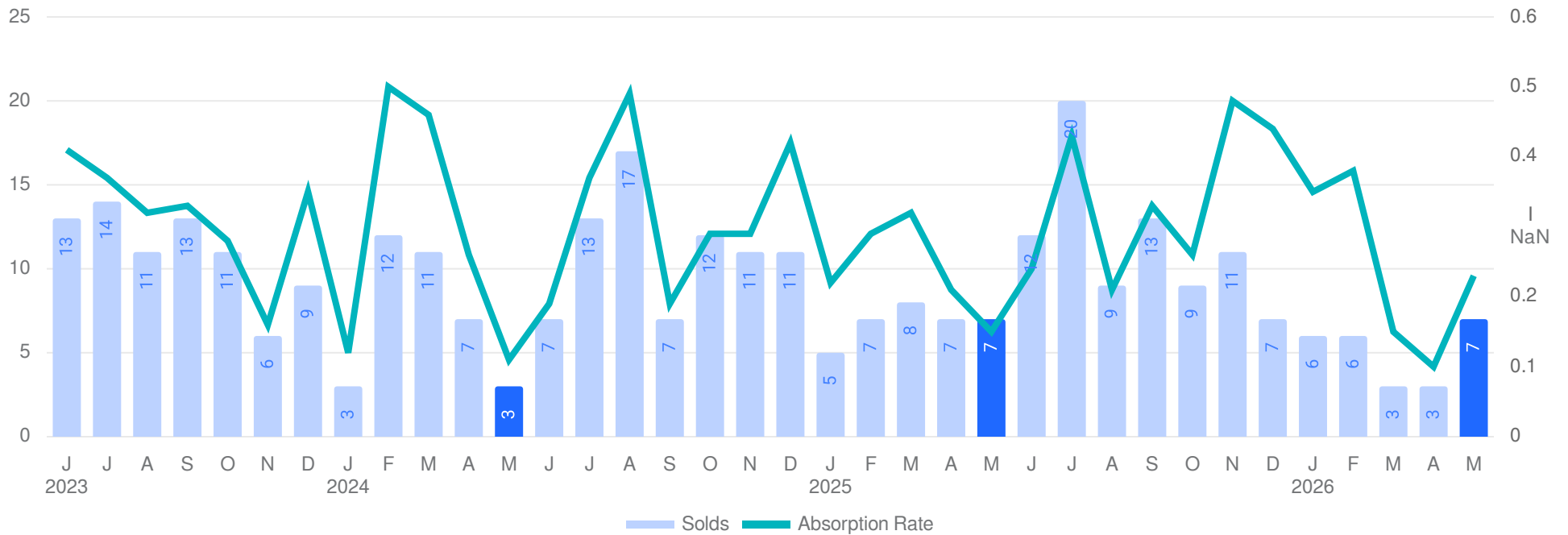
M: 203-247-5000  
Lic#: 0750642

judy.michaelis@coldwellbankermoves.com  
<https://www.judymichaelis.com>

**City: Redding**  
Price Range: \$0 - \$999,999,999  
Properties: Single Family

## Number of Properties Sold & Absorption Rate

The number of properties sold in May 2026 was 7, up 133.33% from 3 from the previous month and equal to May 2025. The May 2026 sales were at a mid level compared to May 2025 and 2024. Absorption rate is the avg number of sales per month divided by the total number of available properties.



Based on information from SmartMLS for the period 06/01/2023 through 5/31/2026. Source data is deemed reliable but not guaranteed. Real estate agents affiliated with Coldwell Banker Realty are independent contractor sales associates, not employees. ©2026 Coldwell Banker. All Rights Reserved. Coldwell Banker and the Coldwell Banker logos are trademarks of Coldwell Banker Real Estate LLC. The Coldwell Banker® System is comprised of company owned offices which are owned by a subsidiary of Realogy Brokerage Group LLC and franchised offices which are independently owned and operated. The Coldwell Banker System fully supports the principles of the Fair Housing Act and the Equal Opportunity Act.



**Judy Michaelis**  
Broker

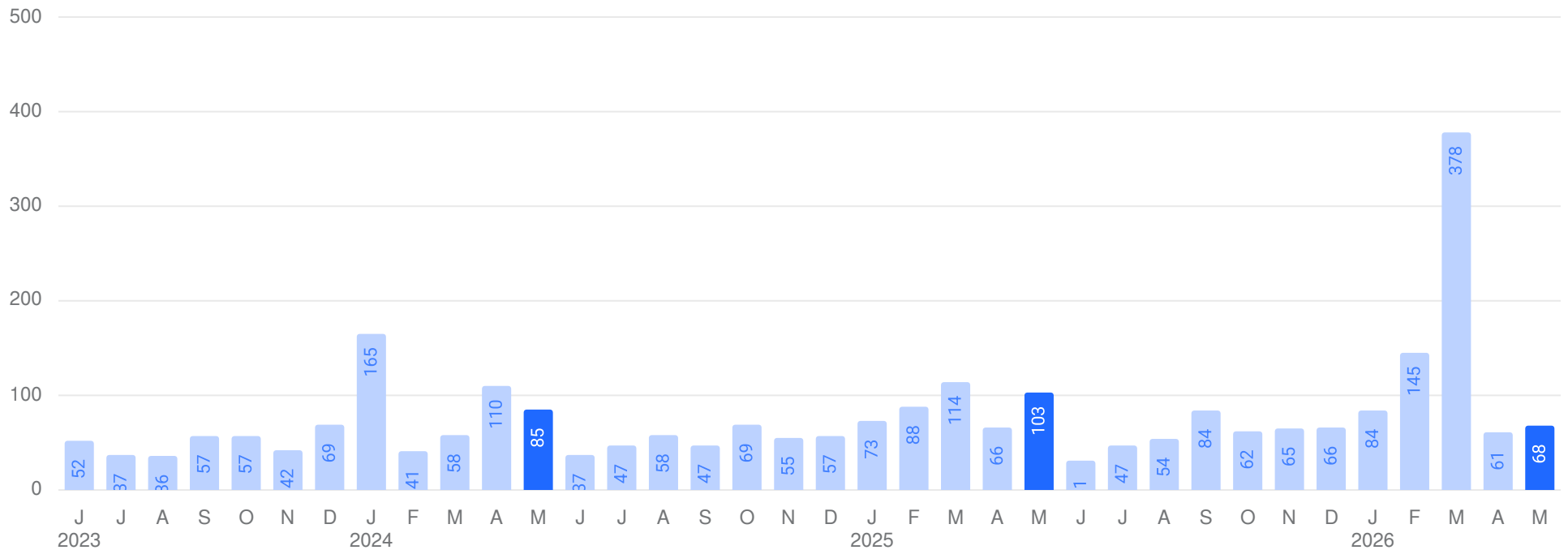
M: 203-247-5000  
Lic#: 0750642

[judy.michaelis@coldwellbankermoves.com](mailto:judy.michaelis@coldwellbankermoves.com)  
<https://www.judymichaelis.com>

**City: Redding**  
Price Range: \$0 - \$999,999,999  
Properties: Single Family

## Average Days on Market

The average days on market (DOM) is the number of days a property is on the market before it sells. An upward trend in DOM tends to indicate a move towards a buyer's market, a downward trend tends to indicate a move towards seller's market. The DOM for May 2026 was 68 days, up 11.48% from 61 days from the previous month and -33.98% lower than 103 days from May 2025. The May 2026 DOM was at its lowest level compared with May 2025 and 2024.



Based on information from SmartMLS for the period 06/01/2023 through 5/31/2026. Source data is deemed reliable but not guaranteed. Real estate agents affiliated with Coldwell Banker Realty are independent contractor sales associates, not employees. ©2026 Coldwell Banker. All Rights Reserved. Coldwell Banker and the Coldwell Banker logos are trademarks of Coldwell Banker Real Estate LLC. The Coldwell Banker® System is comprised of company owned offices which are owned by a subsidiary of Realogy Brokerage Group LLC and franchised offices which are independently owned and operated. The Coldwell Banker System fully supports the principles of the Fair Housing Act and the Equal Opportunity Act.



**Judy Michaelis**  
Broker

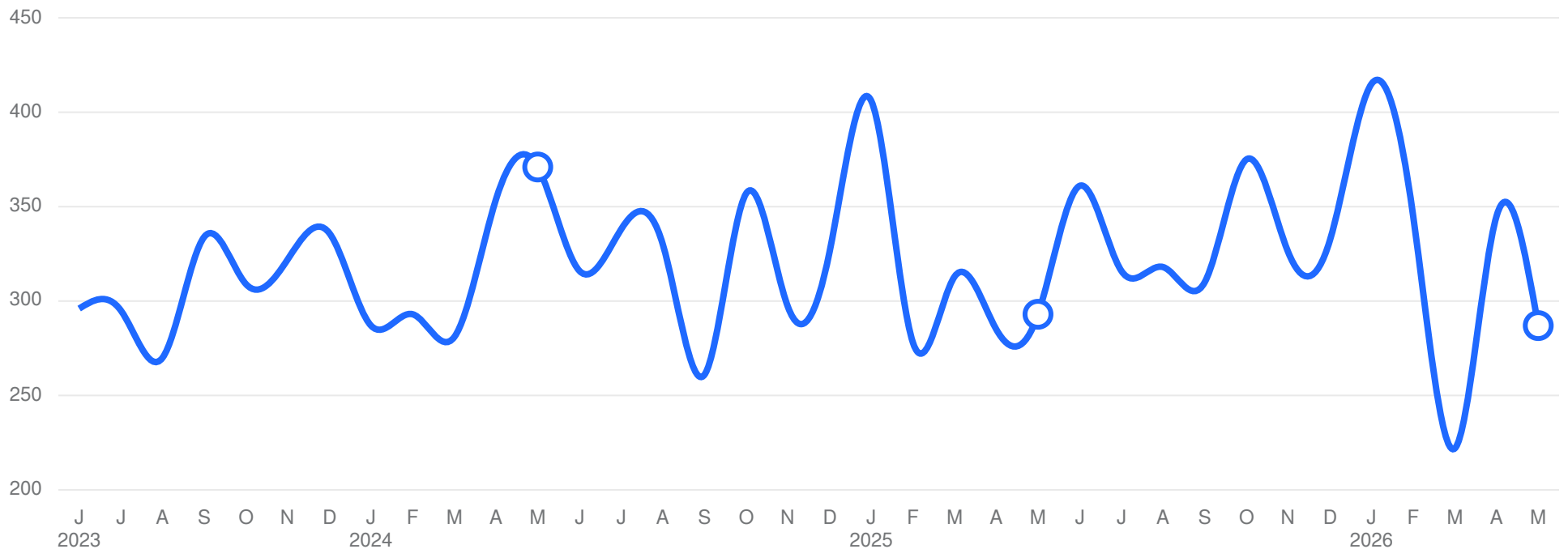
M: 203-247-5000  
Lic#: 0750642

[judy.michaelis@coldwellbankermoves.com](mailto:judy.michaelis@coldwellbankermoves.com)  
<https://www.judymichaelis.com>

**City: Redding**  
Price Range: \$0 - \$999,999,999  
Properties: Single Family

## Average Sales Price per Square Foot

The average sales price per square foot is a more normalized indicator for the direction of property value. The sales price per square foot in May 2026 was \$287, down -16.81% from \$345 from the previous month and -2.05% lower than \$293 from May 2025.



Based on information from SmartMLS for the period 06/01/2023 through 5/31/2026. Source data is deemed reliable but not guaranteed. Real estate agents affiliated with Coldwell Banker Realty are independent contractor sales associates, not employees. ©2026 Coldwell Banker. All Rights Reserved. Coldwell Banker and the Coldwell Banker logos are trademarks of Coldwell Banker Real Estate LLC. The Coldwell Banker® System is comprised of company owned offices which are owned by a subsidiary of Realogy Brokerage Group LLC and franchised offices which are independently owned and operated. The Coldwell Banker System fully supports the principles of the Fair Housing Act and the Equal Opportunity Act.



**Judy Michaelis**  
Broker

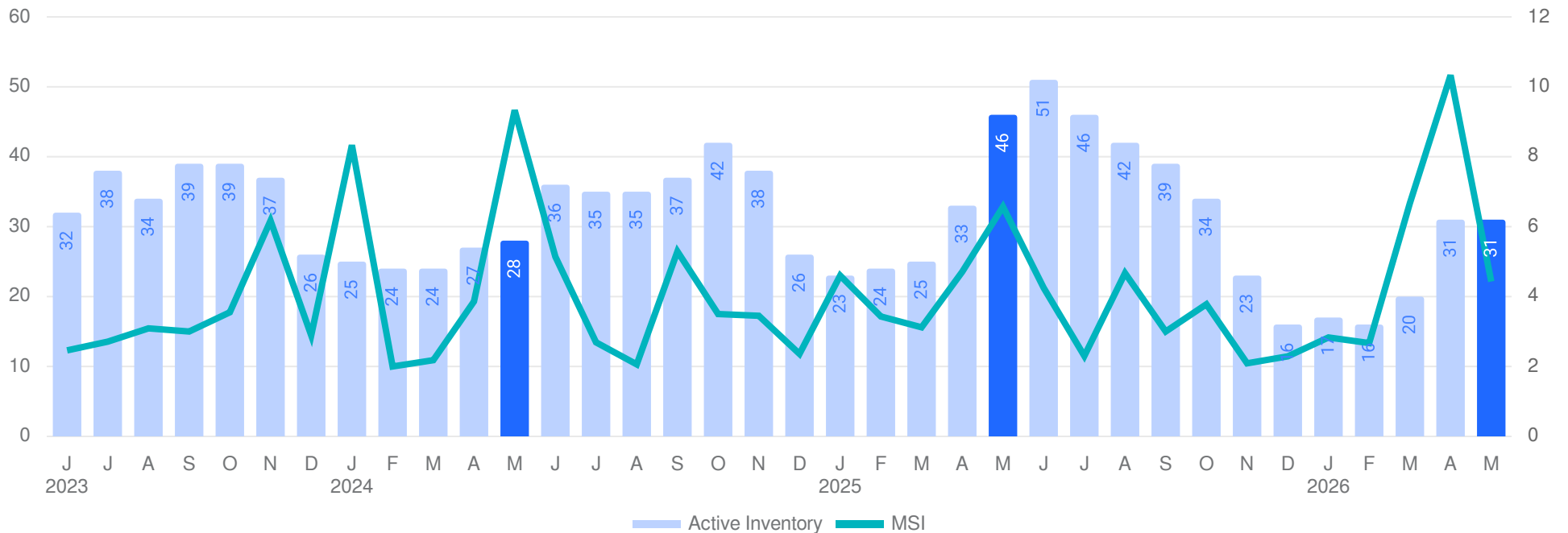
M: 203-247-5000  
Lic#: 0750642

[judy.michaelis@coldwellbankermoves.com](mailto:judy.michaelis@coldwellbankermoves.com)  
<https://www.judymichaelis.com>

**City: Redding**  
Price Range: \$0 - \$999,999,999  
Properties: Single Family

## Inventory & MSI

The number of properties for sale in May 2026 was 31, equal to the previous month and -32.61% lower than 46 from May 2025. The May 2026 inventory was at a mid level compared with May 2025 and 2024. A comparatively lower MSI is more beneficial for sellers while a higher MSI is better for buyers. The May 2026 MSI of 4.43 months was at its lowest level compared with May 2025 and 2024.



Based on information from SmartMLS for the period 06/01/2023 through 5/31/2026. Source data is deemed reliable but not guaranteed. Real estate agents affiliated with Coldwell Banker Realty are independent contractor sales associates, not employees. ©2026 Coldwell Banker. All Rights Reserved. Coldwell Banker and the Coldwell Banker logos are trademarks of Coldwell Banker Real Estate LLC. The Coldwell Banker® System is comprised of company owned offices which are owned by a subsidiary of Realogy Brokerage Group LLC and franchised offices which are independently owned and operated. The Coldwell Banker System fully supports the principles of the Fair Housing Act and the Equal Opportunity Act.



**Judy Michaelis**  
Broker

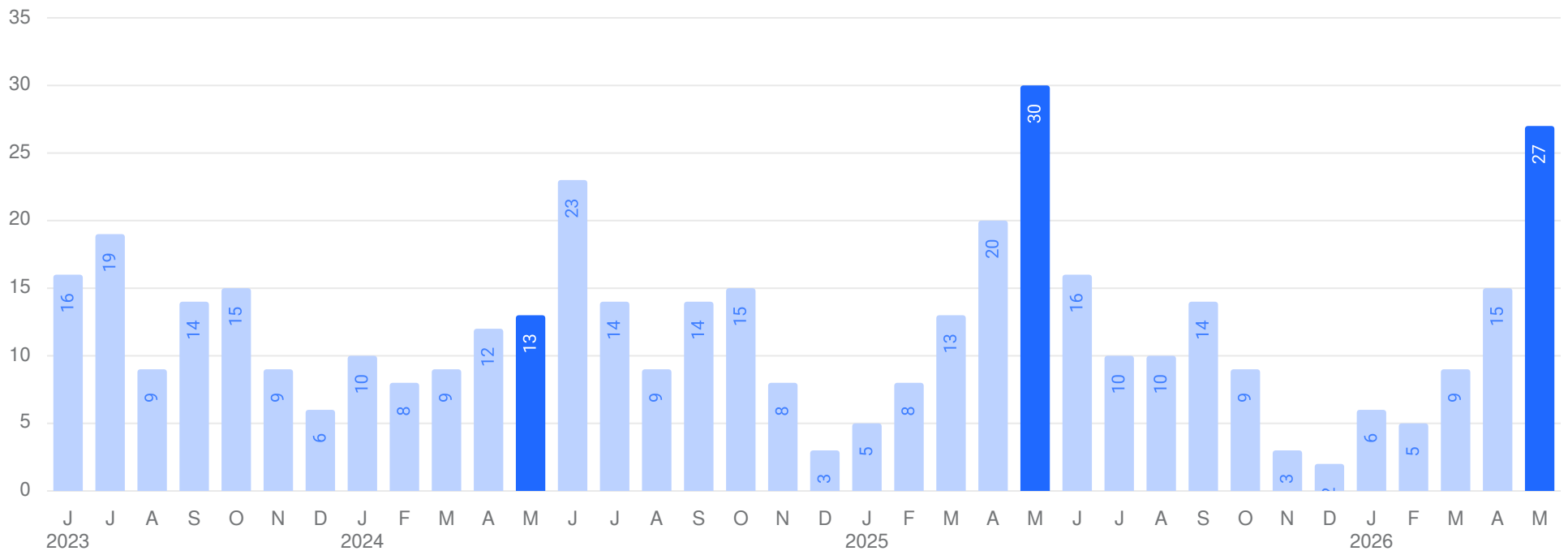
M: 203-247-5000  
Lic#: 0750642

[judy.michaelis@coldwellbankermoves.com](mailto:judy.michaelis@coldwellbankermoves.com)  
<https://www.judymichaelis.com>

**City: Redding**  
Price Range: \$0 - \$999,999,999  
Properties: Single Family

## New Listings

The number of new listings in May 2026 was 27, up 80.0% from 15 from the previous month and -10.0% lower than 30 from May 2025. The May 2026 listings were at a mid level compared to May 2025 and 2024.



Based on information from SmartMLS for the period 06/01/2023 through 5/31/2026. Source data is deemed reliable but not guaranteed. Real estate agents affiliated with Coldwell Banker Realty are independent contractor sales associates, not employees. ©2026 Coldwell Banker. All Rights Reserved. Coldwell Banker and the Coldwell Banker logos are trademarks of Coldwell Banker Real Estate LLC. The Coldwell Banker® System is comprised of company owned offices which are owned by a subsidiary of Realogy Brokerage Group LLC and franchised offices which are independently owned and operated. The Coldwell Banker System fully supports the principles of the Fair Housing Act and the Equal Opportunity Act.