

Market Trends Report

May 2026

 Property Type

Single Family

 Date Range

June 2023 - May 2026

 Price Range

\$0 - \$999,999,999

 Location






CITY
Norwalk






Judy Michaelis

Broker Lic#: 0750642

CONTACT

-  203-247-5000
-  judy.michaelis@coldwellbankermoves.com
-  judymichaelis.com
-  Coldwell Banker Realty
355 Riverside Ave, Westport, CT 06880
-  203-227-8424

CONNECT WITH ME

-  @judy-michaelis-westport
-  fb.com/JudyMichaelisRealEstate
-  @judymichaelisrealtor



Judy Michaelis
Broker

M: 203-247-5000
Lic#: 0750642

judy.michaelis@coldwellbankermoves.com
<https://www.judymichaelis.com>

City: Norwalk

Price Range: \$0 -
\$999,999,999

Properties: Single Family

Overview

The overview below shows real estate activity from January 2026 to May 2026. You will see data comparisons between May and the previous month, the last three months and May 2025.

Overview	Monthly Trends				
	YTD Avg.	May	April	Feb. - Apr.	May. 2025
New Listings	261	71	81	53	95
Average Sales Price per Square Foot	461	510	475	455	451
Average Days on Market	51	34	61	56	52
Number of Properties for Sale	407	83	108	86	138
Average List Price	\$1,350,322	\$1,709,978	\$1,381,284	\$1,299,185	\$1,150,791
Median List Price	\$757,190	\$899,000	\$774,950	\$715,650	\$787,000
Average Sales Price	\$1,104,202	\$1,298,868	\$1,144,359	\$1,089,885	\$871,430
Median Sales Price	\$868,800	\$915,000	\$955,000	\$866,667	\$787,500
Sales Price / List Price Ratio	105.35%	109.1%	106.09%	104.35%	103.59%
Number of Properties Sold	158	39	44	29	48
Month's Supply of Inventory	2.74	2.13	2.45	3.2	2.88
Absorption Rate	0.39	0.47	0.41	0.32	0.35



Judy Michaelis
Broker

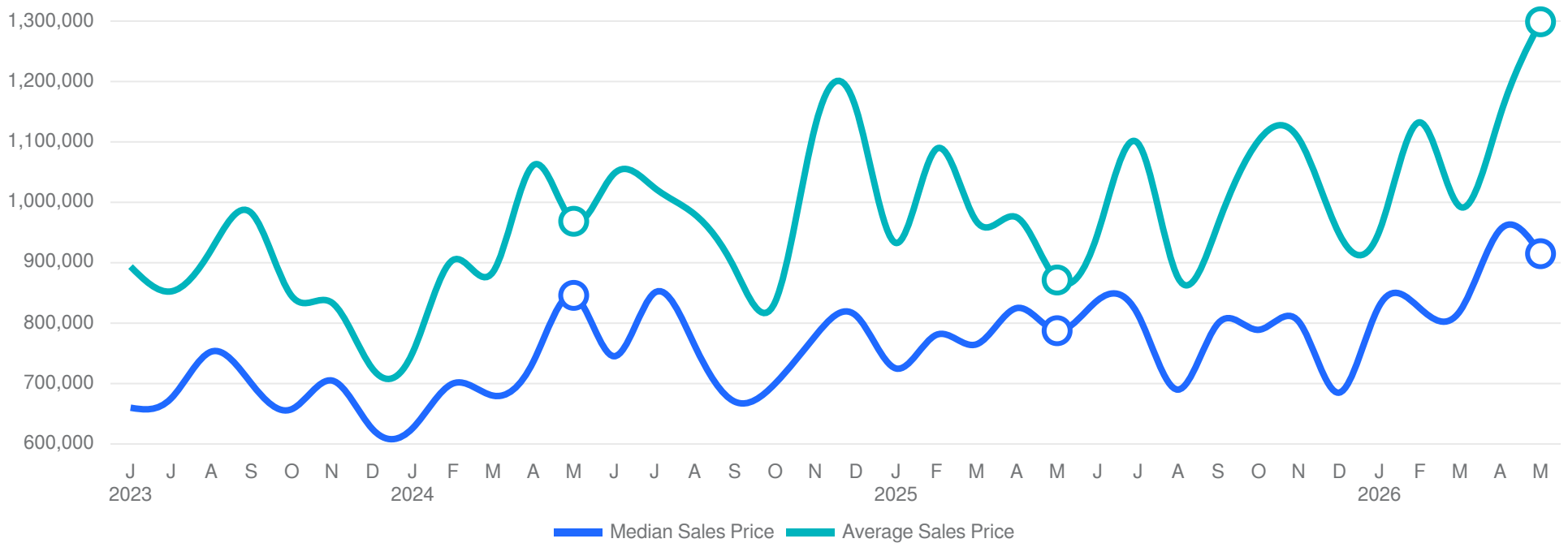
M: 203-247-5000
Lic#: 0750642

judy.michaelis@coldwellbankermoves.com
<https://www.judymichaelis.com>

City: Norwalk
Price Range: \$0 - \$999,999,999
Properties: Single Family

Average & Median Sales Price

The median sales price in May 2026 was \$915,000, down -4.19% from \$955,000 from the previous month and 16.19% higher than \$787,500 from May 2025. The May 2026 median sales price was at its highest level compared to May 2025 and 2024. The average sales price in May 2026 was \$1,298,868, up 13.50% from \$1,144,359 from the previous month and 49.05% higher than \$871,430 from May 2025. The May 2026 average sale price was at its highest level compared to May 2025 and 2024.



Based on information from SmartMLS for the period 06/01/2023 through 5/31/2026. Source data is deemed reliable but not guaranteed. Real estate agents affiliated with Coldwell Banker Realty are independent contractor sales associates, not employees. ©2026 Coldwell Banker. All Rights Reserved. Coldwell Banker and the Coldwell Banker logos are trademarks of Coldwell Banker Real Estate LLC. The Coldwell Banker® System is comprised of company owned offices which are owned by a subsidiary of Realogy Brokerage Group LLC and franchised offices which are independently owned and operated. The Coldwell Banker System fully supports the principles of the Fair Housing Act and the Equal Opportunity Act.



Judy Michaelis
Broker

M: 203-247-5000
Lic#: 0750642

judy.michaelis@coldwellbankermoves.com
<https://www.judymichaelis.com>

City: Norwalk
Price Range: \$0 - \$999,999,999
Properties: Single Family

Sales Price / List Price Ratio

The sales price/list price ratio is the average sale price divided by the average list price for sold properties expressed as a percentage. If it is above 100%, homes are selling for more than the list price. If it is less than 100%, homes are selling for less than the list price. The May 2026 sales price/list price ratio was 109.1%, up from 106.09% from the previous month and up from 103.59% from May 2025.



Based on information from SmartMLS for the period 06/01/2023 through 5/31/2026. Source data is deemed reliable but not guaranteed. Real estate agents affiliated with Coldwell Banker Realty are independent contractor sales associates, not employees. ©2026 Coldwell Banker. All Rights Reserved. Coldwell Banker and the Coldwell Banker logos are trademarks of Coldwell Banker Real Estate LLC. The Coldwell Banker® System is comprised of company owned offices which are owned by a subsidiary of Realogy Brokerage Group LLC and franchised offices which are independently owned and operated. The Coldwell Banker System fully supports the principles of the Fair Housing Act and the Equal Opportunity Act.



Judy Michaelis
Broker

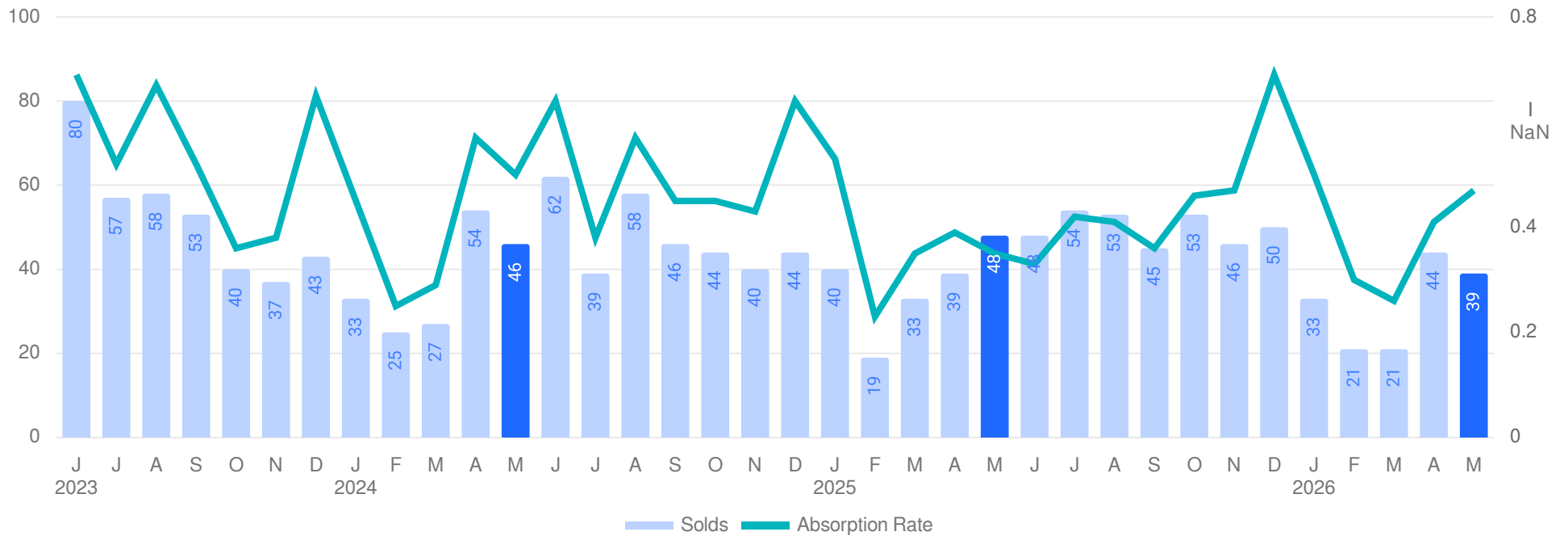
M: 203-247-5000
Lic#: 0750642

judy.michaelis@coldwellbankermoves.com
<https://www.judymichaelis.com>

City: Norwalk
Price Range: \$0 - \$999,999,999
Properties: Single Family

Number of Properties Sold & Absorption Rate

The number of properties sold in May 2026 was 39, down -11.36% from 44 from the previous month and -18.75% lower than 48 from May 2025. The May 2026 sales were at its lowest level compared to May 2025 and 2024. Absorption rate is the avg number of sales per month divided by the total number of available properties.



Based on information from SmartMLS for the period 06/01/2023 through 5/31/2026. Source data is deemed reliable but not guaranteed. Real estate agents affiliated with Coldwell Banker Realty are independent contractor sales associates, not employees. ©2026 Coldwell Banker. All Rights Reserved. Coldwell Banker and the Coldwell Banker logos are trademarks of Coldwell Banker Real Estate LLC. The Coldwell Banker® System is comprised of company owned offices which are owned by a subsidiary of Realogy Brokerage Group LLC and franchised offices which are independently owned and operated. The Coldwell Banker System fully supports the principles of the Fair Housing Act and the Equal Opportunity Act.



Judy Michaelis
Broker

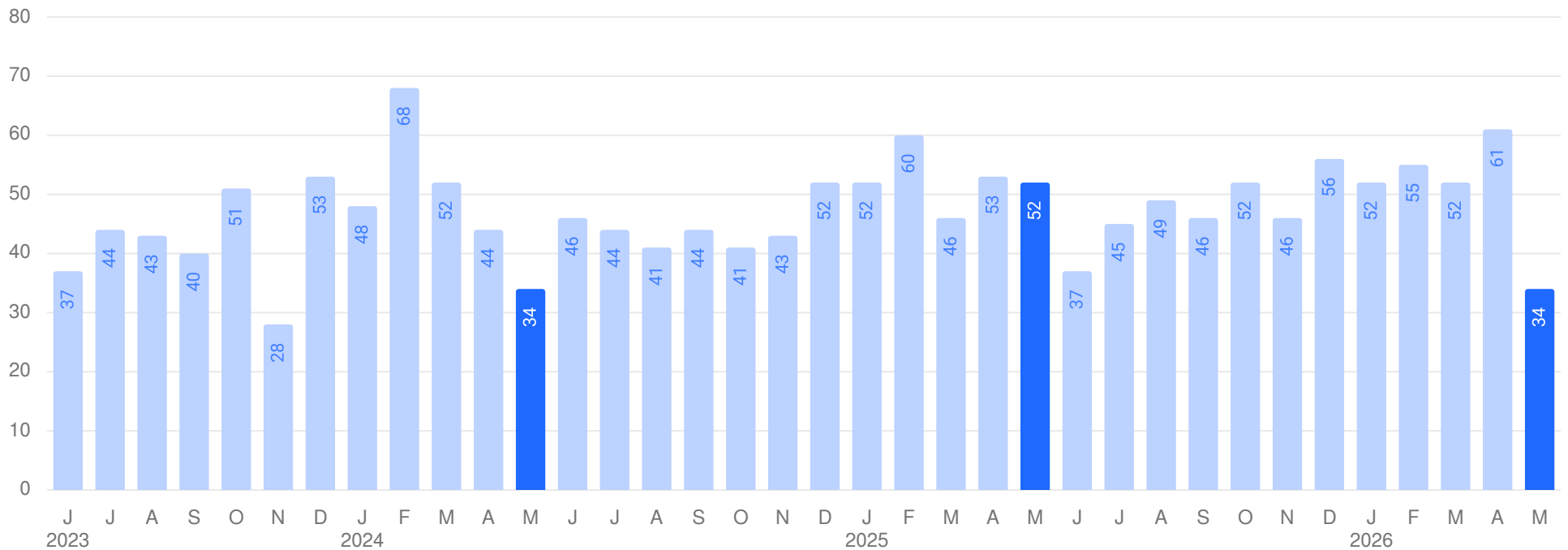
M: 203-247-5000
Lic#: 0750642

judy.michaelis@coldwellbankermoves.com
<https://www.judymichaelis.com>

City: Norwalk
Price Range: \$0 - \$999,999,999
Properties: Single Family

Average Days on Market

The average days on market (DOM) is the number of days a property is on the market before it sells. An upward trend in DOM tends to indicate a move towards a buyer's market, a downward trend tends to indicate a move towards seller's market. The DOM for May 2026 was 34 days, down -44.26% from 61 days from the previous month and -34.62% lower than 52 days from May 2025. The May 2026 DOM was at its lowest level compared with May 2025 and 2024.



Based on information from SmartMLS for the period 06/01/2023 through 5/31/2026. Source data is deemed reliable but not guaranteed. Real estate agents affiliated with Coldwell Banker Realty are independent contractor sales associates, not employees. ©2026 Coldwell Banker. All Rights Reserved. Coldwell Banker and the Coldwell Banker logos are trademarks of Coldwell Banker Real Estate LLC. The Coldwell Banker® System is comprised of company owned offices which are owned by a subsidiary of Realogy Brokerage Group LLC and franchised offices which are independently owned and operated. The Coldwell Banker System fully supports the principles of the Fair Housing Act and the Equal Opportunity Act.



Judy Michaelis
Broker

M: 203-247-5000
Lic#: 0750642

judy.michaelis@coldwellbankermoves.com
<https://www.judymichaelis.com>

City: Norwalk
Price Range: \$0 - \$999,999,999
Properties: Single Family

Average Sales Price per Square Foot

The average sales price per square foot is a more normalized indicator for the direction of property value. The sales price per square foot in May 2026 was \$510, up 7.37% from \$475 from the previous month and 13.08% higher than \$451 from May 2025.



Based on information from SmartMLS for the period 06/01/2023 through 5/31/2026. Source data is deemed reliable but not guaranteed. Real estate agents affiliated with Coldwell Banker Realty are independent contractor sales associates, not employees. ©2026 Coldwell Banker. All Rights Reserved. Coldwell Banker and the Coldwell Banker logos are trademarks of Coldwell Banker Real Estate LLC. The Coldwell Banker® System is comprised of company owned offices which are owned by a subsidiary of Realogy Brokerage Group LLC and franchised offices which are independently owned and operated. The Coldwell Banker System fully supports the principles of the Fair Housing Act and the Equal Opportunity Act.



Judy Michaelis
Broker

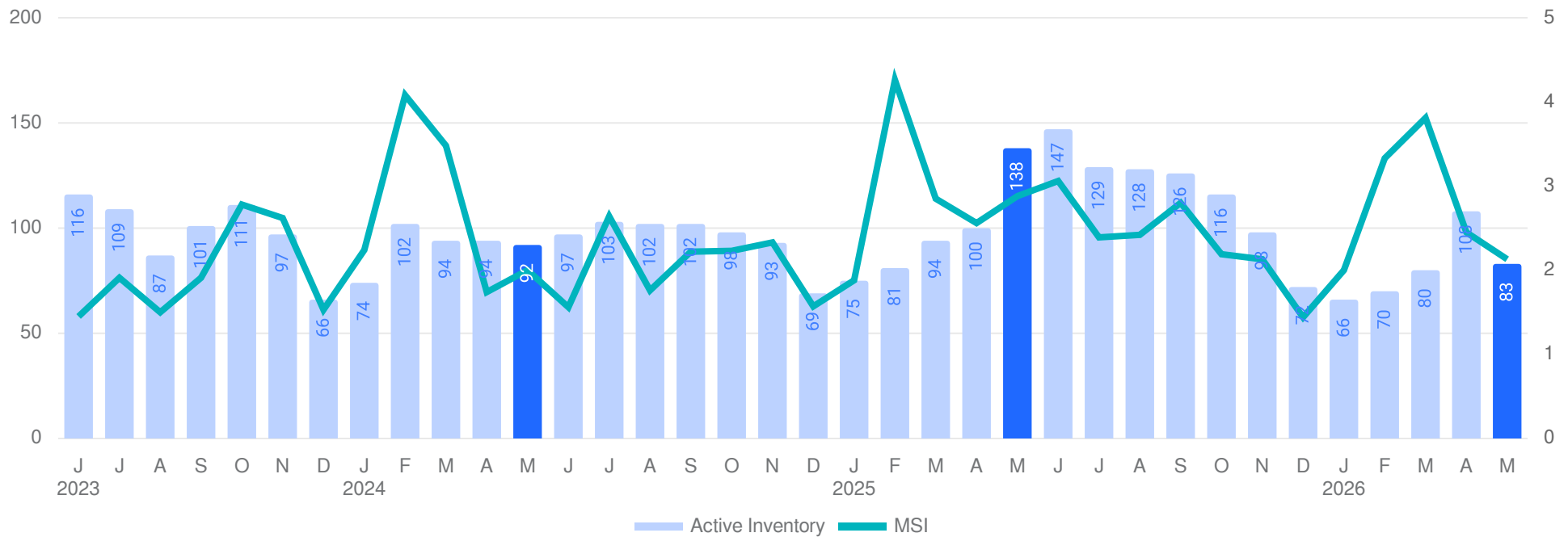
M: 203-247-5000
Lic#: 0750642

judy.michaelis@coldwellbankermoves.com
<https://www.judymichaelis.com>

City: Norwalk
Price Range: \$0 - \$999,999,999
Properties: Single Family

Inventory & MSI

The number of properties for sale in May 2026 was 83, down -23.15% from 108 from the previous month and -39.86% lower than 138 from May 2025. The May 2026 inventory was at its lowest level compared with May 2025 and 2024. A comparatively lower MSI is more beneficial for sellers while a higher MSI is better for buyers. The May 2026 MSI of 2.13 months was at a mid level compared with May 2025 and 2024.



Based on information from SmartMLS for the period 06/01/2023 through 5/31/2026. Source data is deemed reliable but not guaranteed. Real estate agents affiliated with Coldwell Banker Realty are independent contractor sales associates, not employees. ©2026 Coldwell Banker. All Rights Reserved. Coldwell Banker and the Coldwell Banker logos are trademarks of Coldwell Banker Real Estate LLC. The Coldwell Banker® System is comprised of company owned offices which are owned by a subsidiary of Realogy Brokerage Group LLC and franchised offices which are independently owned and operated. The Coldwell Banker System fully supports the principles of the Fair Housing Act and the Equal Opportunity Act.



Judy Michaelis
Broker

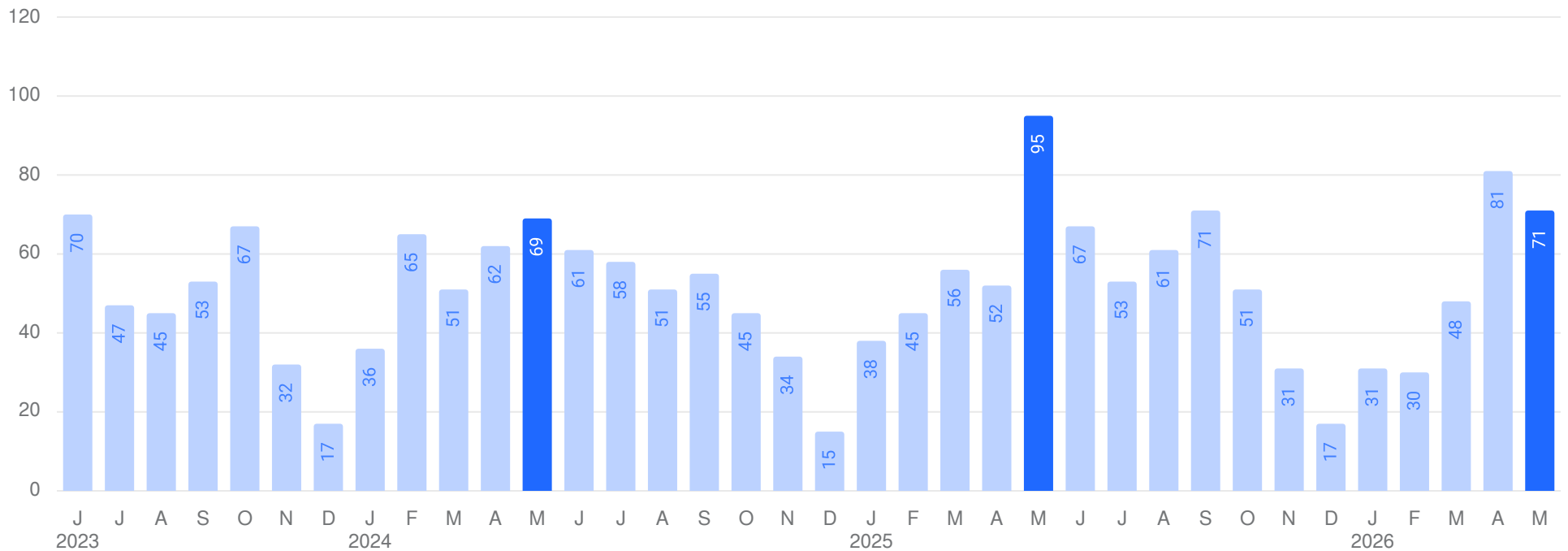
M: 203-247-5000
Lic#: 0750642

judy.michaelis@coldwellbankermoves.com
<https://www.judymichaelis.com>

City: Norwalk
Price Range: \$0 - \$999,999,999
Properties: Single Family

New Listings

The number of new listings in May 2026 was 71, down -12.35% from 81 from the previous month and -25.26% lower than 95 from May 2025. The May 2026 listings were at a mid level compared to May 2025 and 2024.



Based on information from SmartMLS for the period 06/01/2023 through 5/31/2026. Source data is deemed reliable but not guaranteed. Real estate agents affiliated with Coldwell Banker Realty are independent contractor sales associates, not employees. ©2026 Coldwell Banker. All Rights Reserved. Coldwell Banker and the Coldwell Banker logos are trademarks of Coldwell Banker Real Estate LLC. The Coldwell Banker® System is comprised of company owned offices which are owned by a subsidiary of Realogy Brokerage Group LLC and franchised offices which are independently owned and operated. The Coldwell Banker System fully supports the principles of the Fair Housing Act and the Equal Opportunity Act.