

# Market Trends Report

## January 2026

 Property Type

Single Family

 Date Range

February 2023 - January 2026

 Price Range

\$0 - \$999,999,999

 Location

CITY  
Norwalk



**Judy Michaelis**

Broker Lic#: 0750642

CONTACT

-  203-247-5000
-  judy.michaelis@coldwellbankermoves.com
-  judymichaelis.com
-  Coldwell Banker Realty  
355 Riverside Ave, Westport, CT 06880
-  203-227-8424

CONNECT WITH ME

-  @judy-michaelis-westport
-  fb.com/JudyMichaelisRealEstate
-  @judymichaelisrealtor



**Judy Michaelis**  
Broker

M: 203-247-5000  
Lic#: 0750642

judy.michaelis@coldwellbankermoves.com  
<https://www.judymichaelis.com>

**City: Norwalk**  
Price Range: \$0 -  
\$999,999,999  
Properties: Single Family

## Overview

The overview below shows real estate activity for January 2026. You will see data comparisons between January and the previous month, the last three months and January 2025.

Overview	Monthly Trends				
	YTD Avg.	January	December	Oct. - Dec.	Jan. 2025
New Listings	24	24	16	32	37
Average Sales Price per Square Foot	433	433	436	449	406
Average Days on Market	52	52	56	51	54
Number of Properties for Sale	46	46	67	91	75
Average List Price	\$911,917	\$911,917	\$804,924	\$871,047	\$791,800
Median List Price	\$642,500	\$642,500	\$690,000	\$718,000	\$685,000
Average Sales Price	\$942,117	\$942,117	\$948,132	\$1,051,834	\$934,905
Median Sales Price	\$834,500	\$834,500	\$685,000	\$758,833	\$725,000
Sales Price / List Price Ratio	104.73%	104.73%	102.91%	102.13%	101.95%
Number of Properties Sold	30	30	50	50	39
Month's Supply of Inventory	1.53	1.53	1.34	1.84	1.92
Absorption Rate	0.65	0.65	0.75	0.57	0.52



**Judy Michaelis**  
Broker

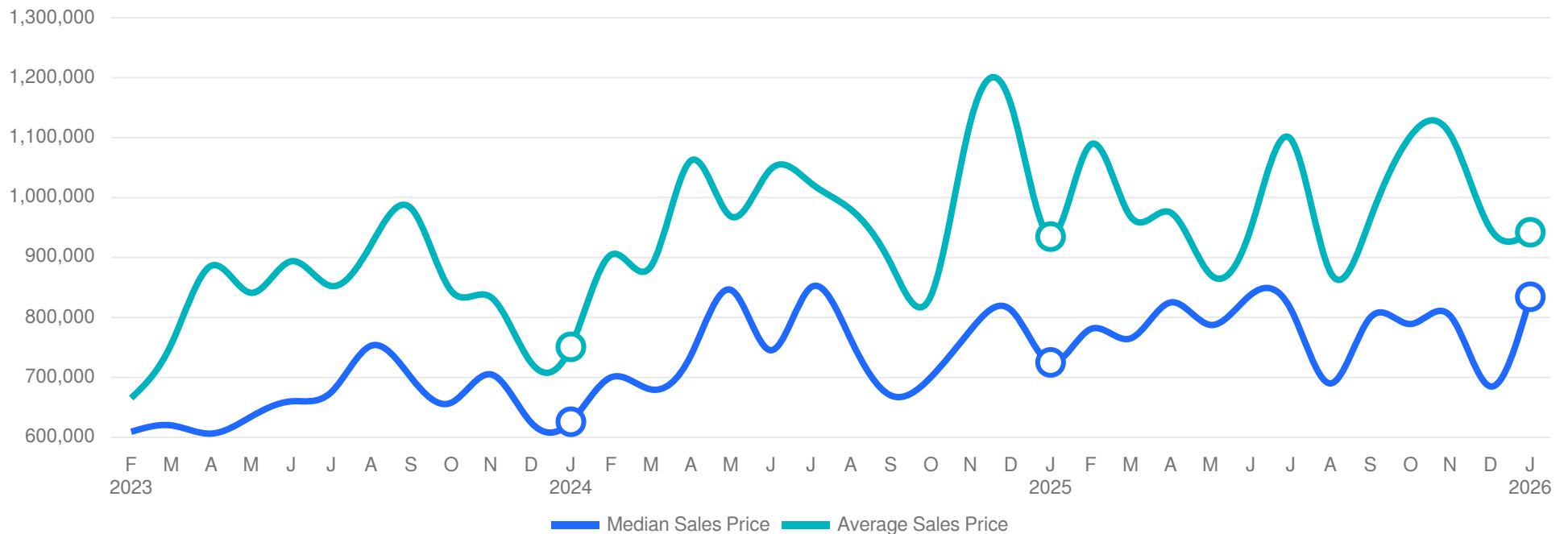
M: 203-247-5000  
Lic#: 0750642

judy.michaelis@coldwellbankermoves.com  
<https://www.judymichaelis.com>

**City: Norwalk**  
Price Range: \$0 - \$999,999,999  
Properties: Single Family

## Average & Median Sales Price

The median sales price in January 2026 was \$834,500, up 21.82% from \$685,000 from the previous month and 15.10% higher than \$725,000 from January 2025. The January 2026 median sales price was at its highest level compared to January 2025 and 2024. The average sales price in January 2026 was \$942,117, equal to the previous month and equal to January 2025. The January 2026 average sale price was at its highest level compared to January 2025 and 2024.



Based on information from SmartMLS for the period 02/01/2023 through 1/31/2026. Source data is deemed reliable but not guaranteed. Real estate agents affiliated with Coldwell Banker Realty are independent contractor sales associates, not employees. ©2026 Coldwell Banker. All Rights Reserved. Coldwell Banker and the Coldwell Banker logos are trademarks of Coldwell Banker Real Estate LLC. The Coldwell Banker® System is comprised of company owned offices which are owned by a subsidiary of Realogy Brokerage Group LLC and franchised offices which are independently owned and operated. The Coldwell Banker System fully supports the principles of the Fair Housing Act and the Equal Opportunity Act.



**Judy Michaelis**  
Broker

M: 203-247-5000  
Lic#: 0750642

[judy.michaelis@coldwellbankermoves.com](mailto:judy.michaelis@coldwellbankermoves.com)  
<https://www.judymichaelis.com>

**City: Norwalk**  
Price Range: \$0 - \$999,999,999  
Properties: Single Family

## Sales Price / List Price Ratio

The sales price/list price ratio is the average sale price divided by the average list price for sold properties expressed as a percentage. If it is above 100%, homes are selling for more than the list price. If it is less than 100%, homes are selling for less than the list price. The January 2026 sales price/list price ratio was 104.73%, up from 102.91% from the previous month and up from 101.95% from January 2025.



Based on information from SmartMLS for the period 02/01/2023 through 1/31/2026. Source data is deemed reliable but not guaranteed. Real estate agents affiliated with Coldwell Banker Realty are independent contractor sales associates, not employees. ©2026 Coldwell Banker. All Rights Reserved. Coldwell Banker and the Coldwell Banker logos are trademarks of Coldwell Banker Real Estate LLC. The Coldwell Banker® System is comprised of company owned offices which are owned by a subsidiary of Realogy Brokerage Group LLC and franchised offices which are independently owned and operated. The Coldwell Banker System fully supports the principles of the Fair Housing Act and the Equal Opportunity Act.



**Judy Michaelis**  
Broker

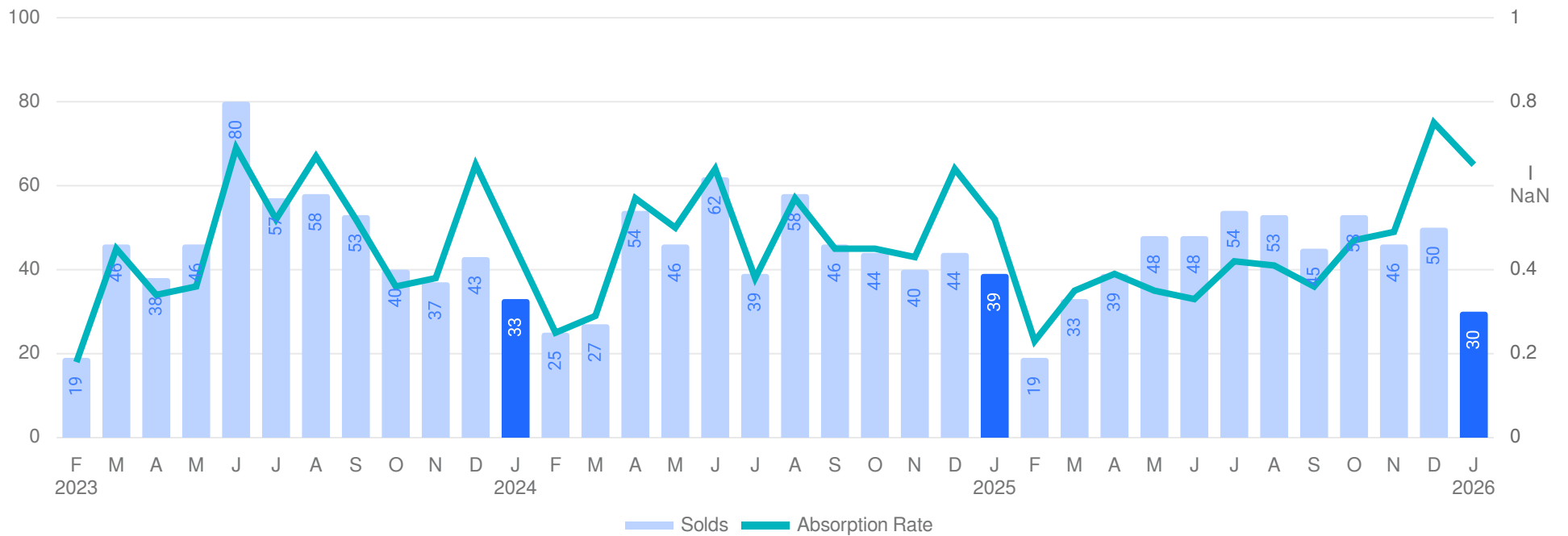
M: 203-247-5000  
Lic#: 0750642

judy.michaelis@coldwellbankermoves.com  
<https://www.judymichaelis.com>

**City: Norwalk**  
Price Range: \$0 - \$999,999,999  
Properties: Single Family

## Number of Properties Sold & Absorption Rate

The number of properties sold in January 2026 was 30, down -40.0% from 50 from the previous month and -23.08% lower than 39 from January 2025. The January 2026 sales were at its lowest level compared to January 2025 and 2024. Absorption rate is the avg number of sales per month divided by the total number of available properties.



Based on information from SmartMLS for the period 02/01/2023 through 1/31/2026. Source data is deemed reliable but not guaranteed. Real estate agents affiliated with Coldwell Banker Realty are independent contractor sales associates, not employees. ©2026 Coldwell Banker. All Rights Reserved. Coldwell Banker and the Coldwell Banker logos are trademarks of Coldwell Banker Real Estate LLC. The Coldwell Banker® System is comprised of company owned offices which are owned by a subsidiary of Realogy Brokerage Group LLC and franchised offices which are independently owned and operated. The Coldwell Banker System fully supports the principles of the Fair Housing Act and the Equal Opportunity Act.



**Judy Michaelis**  
Broker

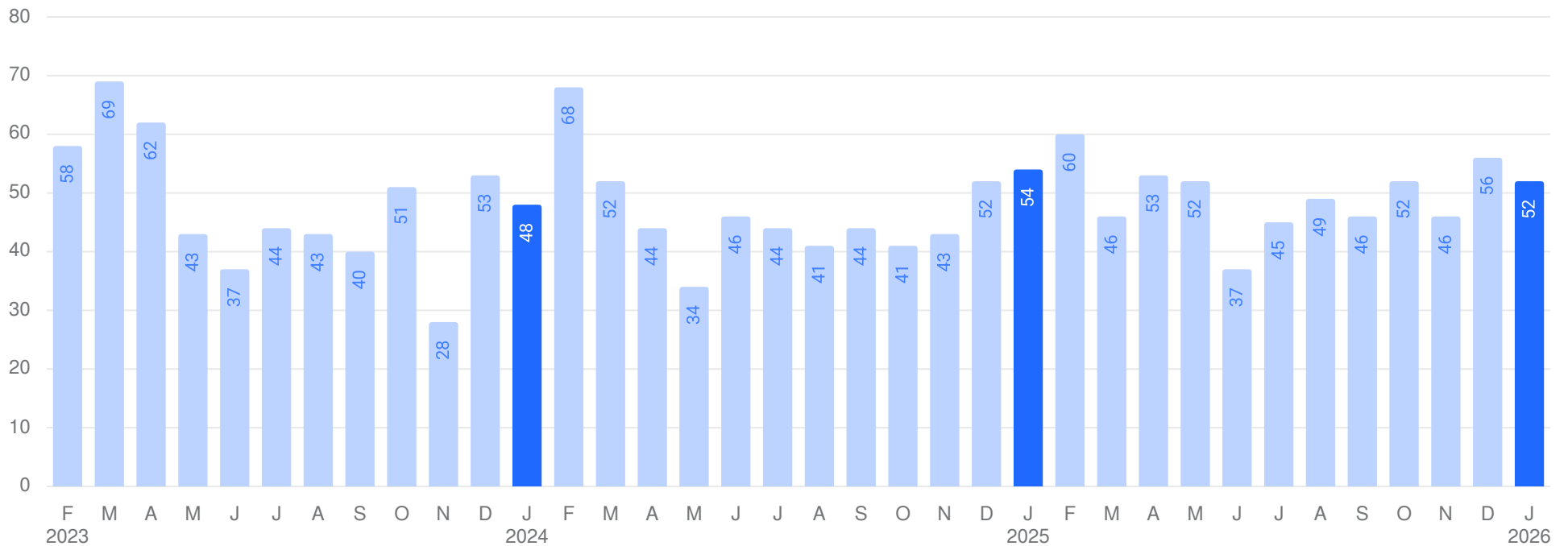
M: 203-247-5000  
Lic#: 0750642

[judy.michaelis@coldwellbankermoves.com](mailto:judy.michaelis@coldwellbankermoves.com)  
<https://www.judymichaelis.com>

**City: Norwalk**  
Price Range: \$0 - \$999,999,999  
Properties: Single Family

## Average Days on Market

The average days on market (DOM) is the number of days a property is on the market before it sells. An upward trend in DOM tends to indicate a move towards a buyer's market, a downward trend tends to indicate a move towards seller's market. The DOM for January 2026 was 52 days, down -7.14% from 56 days from the previous month and -3.70% lower than 54 days from January 2025. The January 2026 DOM was at a mid level compared with January 2025 and 2024.



Based on information from SmartMLS for the period 02/01/2023 through 1/31/2026. Source data is deemed reliable but not guaranteed. Real estate agents affiliated with Coldwell Banker Realty are independent contractor sales associates, not employees. ©2026 Coldwell Banker. All Rights Reserved. Coldwell Banker and the Coldwell Banker logos are trademarks of Coldwell Banker Real Estate LLC. The Coldwell Banker® System is comprised of company owned offices which are owned by a subsidiary of Realogy Brokerage Group LLC and franchised offices which are independently owned and operated. The Coldwell Banker System fully supports the principles of the Fair Housing Act and the Equal Opportunity Act.



**Judy Michaelis**  
Broker

M: 203-247-5000  
Lic#: 0750642

[judy.michaelis@coldwellbankermoves.com](mailto:judy.michaelis@coldwellbankermoves.com)  
<https://www.judymichaelis.com>

**City: Norwalk**  
Price Range: \$0 - \$999,999,999  
Properties: Single Family

## Average Sales Price per Square Foot

The average sales price per square foot is a more normalized indicator for the direction of property value. The sales price per square foot in January 2026 was \$433, equal to the previous month and 6.65% higher than \$406 from January 2025.



Based on information from SmartMLS for the period 02/01/2023 through 1/31/2026. Source data is deemed reliable but not guaranteed. Real estate agents affiliated with Coldwell Banker Realty are independent contractor sales associates, not employees. ©2026 Coldwell Banker. All Rights Reserved. Coldwell Banker and the Coldwell Banker logos are trademarks of Coldwell Banker Real Estate LLC. The Coldwell Banker® System is comprised of company owned offices which are owned by a subsidiary of Realogy Brokerage Group LLC and franchised offices which are independently owned and operated. The Coldwell Banker System fully supports the principles of the Fair Housing Act and the Equal Opportunity Act.



**Judy Michaelis**  
Broker

M: 203-247-5000  
Lic#: 0750642

judy.michaelis@coldwellbankermoves.com  
<https://www.judymichaelis.com>

**City: Norwalk**  
Price Range: \$0 - \$999,999,999  
Properties: Single Family

## Inventory & MSI

The number of properties for sale in January 2026 was 46, down -31.34% from 67 from the previous month and -38.67% lower than 75 from January 2025. The January 2026 inventory was at its lowest level compared with January 2025 and 2024. A comparatively lower MSI is more beneficial for sellers while a higher MSI is better for buyers. The January 2026 MSI of 1.53 months was at its lowest level compared with January 2025 and 2024.



Based on information from SmartMLS for the period 02/01/2023 through 1/31/2026. Source data is deemed reliable but not guaranteed. Real estate agents affiliated with Coldwell Banker Realty are independent contractor sales associates, not employees. ©2026 Coldwell Banker. All Rights Reserved. Coldwell Banker and the Coldwell Banker logos are trademarks of Coldwell Banker Real Estate LLC. The Coldwell Banker® System is comprised of company owned offices which are owned by a subsidiary of Realogy Brokerage Group LLC and franchised offices which are independently owned and operated. The Coldwell Banker System fully supports the principles of the Fair Housing Act and the Equal Opportunity Act.



**Judy Michaelis**  
Broker

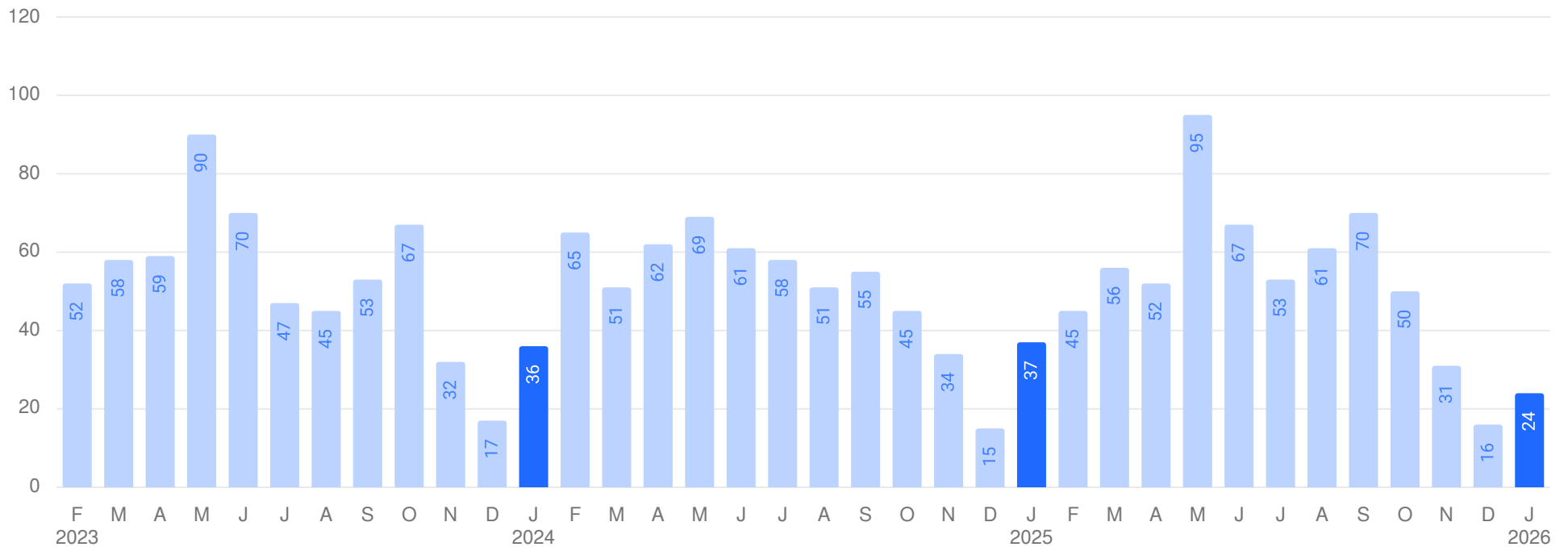
M: 203-247-5000  
Lic#: 0750642

[judy.michaelis@coldwellbankermoves.com](mailto:judy.michaelis@coldwellbankermoves.com)  
<https://www.judymichaelis.com>

**City: Norwalk**  
Price Range: \$0 - \$999,999,999  
Properties: Single Family

## New Listings

The number of new listings in January 2026 was 24, up 50.0% from 16 from the previous month and -35.14% lower than 37 from January 2025. The January 2026 listings were at its lowest level compared to January 2025 and 2024.



Based on information from SmartMLS for the period 02/01/2023 through 1/31/2026. Source data is deemed reliable but not guaranteed. Real estate agents affiliated with Coldwell Banker Realty are independent contractor sales associates, not employees. ©2026 Coldwell Banker. All Rights Reserved. Coldwell Banker and the Coldwell Banker logos are trademarks of Coldwell Banker Real Estate LLC. The Coldwell Banker® System is comprised of company owned offices which are owned by a subsidiary of Realogy Brokerage Group LLC and franchised offices which are independently owned and operated. The Coldwell Banker System fully supports the principles of the Fair Housing Act and the Equal Opportunity Act.